

# Megaflo HE

Unvented hot water cylinders





# Feel invigorated

Nothing quite matches the warm welcome offered to you by our outstanding range of Megaflo HE unvented water heating systems.

How do we guarantee our customers' needs – the best possible performance, quality and reliability – when developing unvented water heating systems? How do we ensure our system provides faster-filling baths and powerful mains pressure showers with maximum reliability and efficiency?

The answer is simple. We use only the most advanced unvented water heating technology available. And, where this doesn't meet the standards of performance, efficiency and reliability we insist upon, we develop innovative new technologies of our own to bridge the gap.

These advances can come in many forms. Sophisticated Duplex stainless steel cylinder construction for maximum strength and corrosion resistance; CFC / HCFC-free injected foam, encasing the entire system including the bosses and valves, for the best possible heat insulation; a floating baffle system to replace a conventional external expansion vessel – for quicker and simpler installation. And to prove our confidence in this advanced new technology, we provide every new system with a lifetime cylinder guarantee with on-site service support.

Then we detail precisely what sets the Megaflo HE apart from everything else...

- Constructed in Duplex stainless steel for maximum strength – pressure tested to 15 bar.
- Patented internal floating baffle system to accommodate water expansion.
- No anode – eliminates costly anode maintenance.
- Insulated casing for the temperature and pressure relief valve to minimise heat loss.
- Unique 'L-shaped' long-life Superloy immersion heater reaches deeper into the tank giving more hot water.
- Patented cold water inlet diffuser minimises mixing of cold and hot water.
- High performance 'coil-in-coil' heat exchanger.
- Exceeds CHeSS\* Best Practice for recovery times and insulation.
- Improved insulation for maximum heat retention.
- New water inlet controls increase flow rates by up to 35%.
- Improved performance at low pressures down to 1 bar.
- Installer friendly design.

\* Energy Efficiency Partnership: Central Heating System Specifications.

# Megaflo HE

## Innovative technology

### Cylinder construction

Duplex stainless steel offers a superior resistance to corrosion especially in aggressive water areas, compared with some grades of stainless steel, glass-lined steel and copper. Because Duplex is a low carbon, high chromium content alloy, it resists all forms of corrosion including pitting, crevice corrosion, uniform corrosion and stress corrosion cracking, without the use of a sacrificial anode. In addition, the tungsten inert gas welding coupled with the special post weld processes ensures the same level of corrosion resistance and mechanical strength as the parent metal. This ensures the longest possible working life for every cylinder.

The combination of its lightweight and very strong construction makes Megaflo HE easier to handle on site. Every unit is pressure tested in the factory to 15 bar – five times the normal operating pressure – making Megaflo HE suitable for all domestic and commercial applications.

No sacrificial anode is required with Megaflo HE. With inferior grades of stainless steel, glass-lined steel and copper, sacrificial anodes are required to achieve a degree of corrosion resistance. However they require regular replacement which, if not carried out can result in premature cylinder failure. Megaflo HE overcomes any need for this by using top quality Duplex stainless steel.



### Specification comparison to a copper unit with air gap

	Megaflo	Copper
Typical maximum working pressure	10 bar	4.5 bar
Typical operating pressure	3 bar	2.1 bar
Material	Duplex stainless steel	Copper



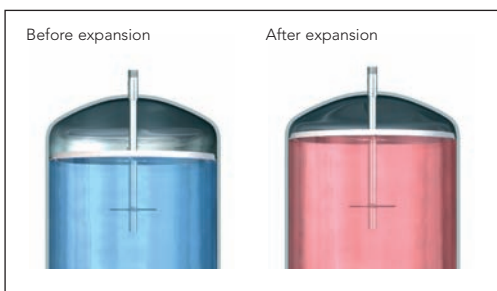
### Internal air gap

The internal air gap and floating baffle system allows for a compact self contained unit which eliminates the need for an external expansion vessel and allows for a quicker and simplified installation.

Megaflo HE meets the BBA internal expansion volume endurance test with no reduction in operating pressure or flow rates.

### Floating baffle

Expanded water is accommodated within the cylinder using an internal air gap maintained by a patented floating baffle. This baffle floats on the surface of the water within the cylinder to maintain the integrity of the air gap.



# Megaflo HE


## Commanding performance

### Minimal heat loss

To minimise heat loss, a 50mm thick void-free layer of high-performance polyurethane foam fills the space between the inner vessel and outer casing for maximum insulation efficiency.

Megaflo HE's carefully moulded one-piece insulation cannot separate in transit to ensure that its effectiveness is maintained, unlike other designs, which rely on the butt jointing of sheet materials. Megaflo HE is supplied with an innovative casing which insulates the temperature and pressure relief valve.

The base is fully insulated and the unit stands on three moulded feet to minimise heat losses to the supporting floor. Immersion heaters and controls are fully integrated – no large external bosses to radiate heat.


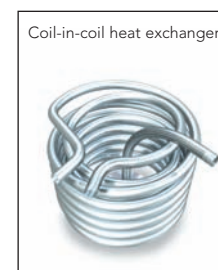


### Efficient

Thanks to the high performance 'coil-in-coil' heat exchanger, hot water is available quicker and more efficiently than ever before.

- High output ratings 15.4kW to 24.5kW.
- More efficient transfer of energy.
- Fast heat recovery.
- Positioned low in the cylinder to achieve more usable hot water.
- Promotes boiler efficiency.
  - Especially condensing types.
  - Significantly reduces cycling time.

The patented cold water inlet diffuser reduces turbulence to minimise the mixing of cold and hot water.





### Baxi Megaflò System HE boiler

The Heatrae Sadia Megaflò HE cylinder is an ideal companion for the Baxi Megaflò System HE boiler.

- 15, 18, 24, 28 and 32kW options available.
- SEDBUK Band 'A' rated.
- 2 years parts and labour warranty\*



\* Subject to registration and an annual service.

# Megaflö HE SystemFit

The ultimate unvented cylinder. Megaflö HE is also available in a popular pre-plumbed format – designed to significantly reduce on-site installation time.

These factory assembled units are pre-plumbed and pre-wired with 230V central heating controls, pump, two 2-port motorised valves, automatic bypass and balancing valve, primary system filling loop, primary system pressure gauge and primary system expansion vessel and auto air vent.

This timesaving Megaflö HE SystemFit package not only speeds installation but significantly enhances the quality and integrity of the central heating system thus eliminating costly call backs.







- Simplified on-site installation.
- Up to 70% quicker to install.
- Factory assembled for reliability – reduces costly call backs and delays.
- Consistent electrical and plumbing layout.
- Megaflo HE – the UK's number one unvented cylinder.
- 125, 145, 170, 210, 250 and 300 litre capacities – S-plan.
- Programmable thermostat with timed Domestic Hot Water (DHW) Control.
- Separate central heating and hot water zones.
- No maintenance three speed circulating pump.
- Automatic bypass valve for system efficiency.
- Load balancing valve for indirect coil efficiency.
- Connections for vented and unvented heating primaries.
- Primary system filling loop, primary system pressure gauge and primary system expansion vessel and auto air vent.
- BS EN ISO 9001:2008 quality assured.
- Lifetime cylinder guarantee.

### **Baxi Solo HE boiler**

The Heatrae Sadia Megaflo HE SystemFit cylinder is an ideal companion for the Baxi Solo HE boiler.

- 15, 18, 24, 28 and 32kW options available.
- SEDBUK Band 'A' rated.
- 2 years parts and labour warranty\*



\* Subject to registration and an annual service.

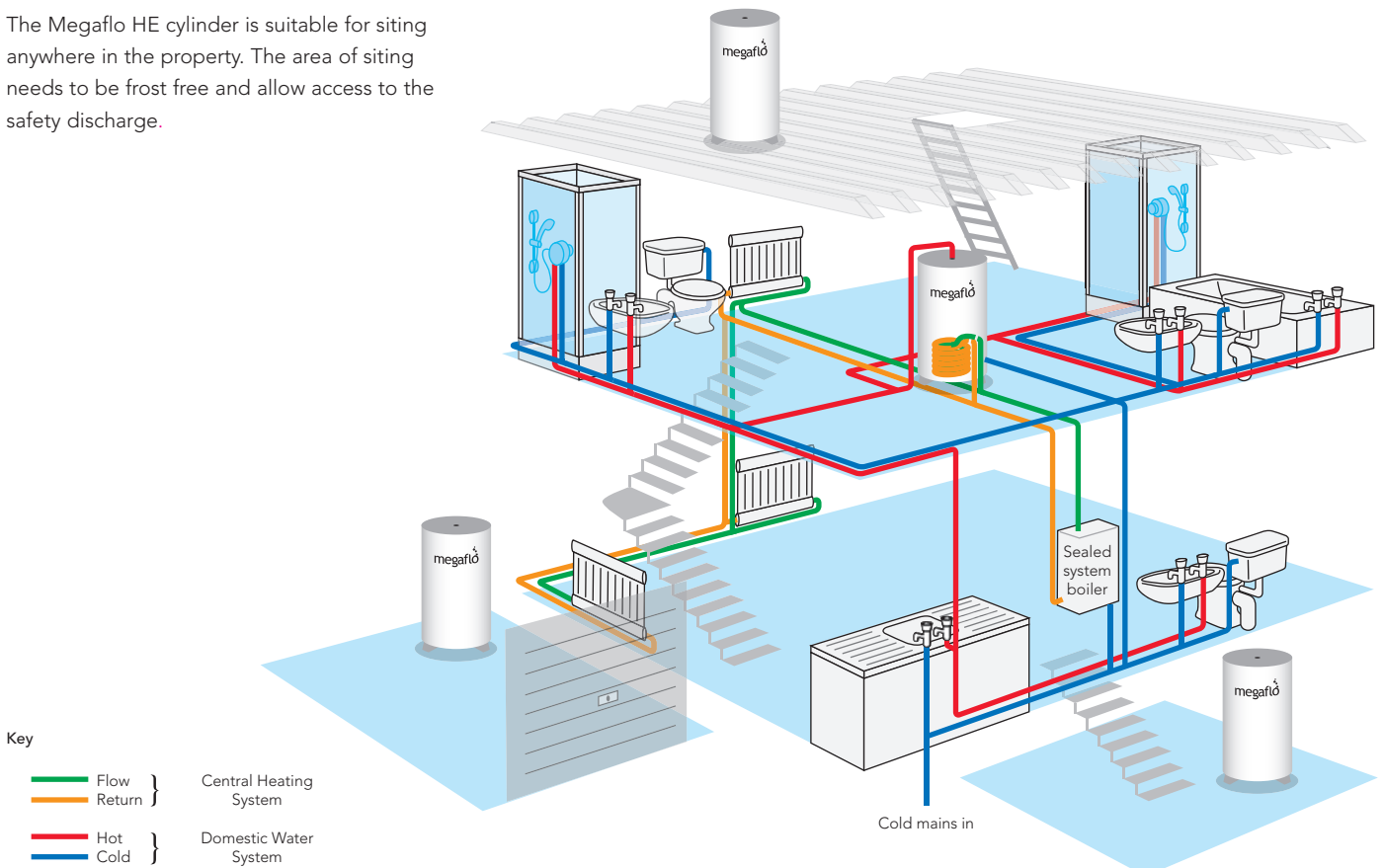
# System benefits

	End user	Specifier developer	Installer		End user	Specifier developer	Installer
Higher flow rates for efficient hot water delivery	■			Meets BBA Internal Expansion Volume Endurance Test		■	
High performance showering – throughout the home	■			No external expansion vessel	■		■
Fast-filling baths	■			Complete with mains water isolating valve	■		■
Quieter mains pressure system (no noisy cistern in the loft)	■			Flexibility in cylinder siting**		■	
Balanced water pressure – no surprises	■			Dry roof space increases design options†		■	
Patented cold water inlet diffuser minimises mixing of cold and hot water	■	■	■	Cost effective installer friendly connections			■
Exceeds CHeSS* Best Practice for heat recovery	■	■		No reduction in operating pressure or flow rates		■	
Fast recovery rates (eg. 15 minutes for CL125 unit)	■			Supplied with safety and hot water controls, wiring centre for indirect models and drain valve		■	■
CFC / HCFC free (ODP zero) insulation and insulated temperature and pressure relief valve for maximum heat retention	■	■	■	No cold feed cistern to install for the hot water supply			■
No fear of frozen loft pipes**	■			Neater and quicker installation	■		■
No anode to check or replace	■		■	Easy to commission			■
Mains-fed hygienic hot water	■			No costly shower pump to install		■	■
Appliance quality, easy-clean finish	■			Lightweight, installer friendly design			■
Long-life Duplex stainless steel interior	■			Stronger construction for durability and high pressure performance			■
Lifetime cylinder guarantee	■	■	■	All units fully factory tested to ensure reliability	■	■	■
Patented internal expansion system	■	■	■	Fully indemnified design service††	■	■	■

\* Energy Efficiency Partnership: Central Heating System Specifications. \*\* Assumes sealed system boiler with Megaflo HE in frost-free position. † Assumes no loft conversion. †† Conditions apply.

## Siting

The Megaflo HE cylinder is suitable for siting anywhere in the property. The area of siting needs to be frost free and allow access to the safety discharge.



# Performance

Megafllo HE's pressure and flow rate performance will exceed those available from comparable vented systems, thermal store units, multi-point instantaneous gas heaters or combination boilers. It offers flexibility in cylinder siting as it can be positioned in any convenient location that allows a suitable routing of the discharge pipe from its safety valve. It should not be installed in areas that are subject to freezing.

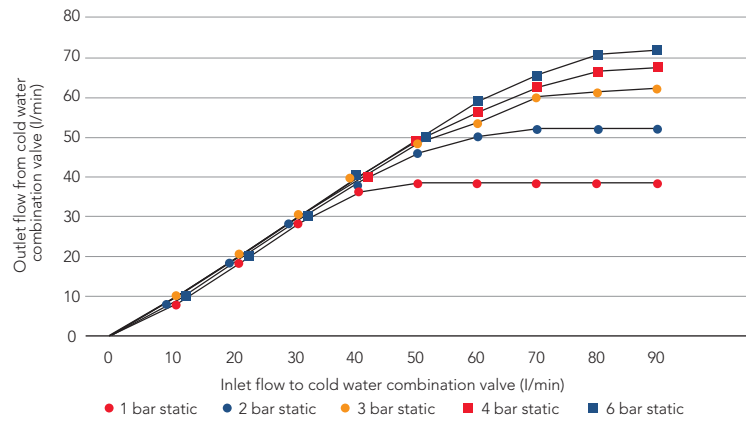
Megafllo HE unvented water systems deliver hot water at flow rates up to 72 litres per minute and offer one of the most rapid heat up and recovery rates available, making it ideally suited to a wide variety of applications. Available in seven capacities, ranging from 70 to 300 litres, in both direct and indirect systems, there is a model to suit every environment.

## Megafllo HE cylinder performance

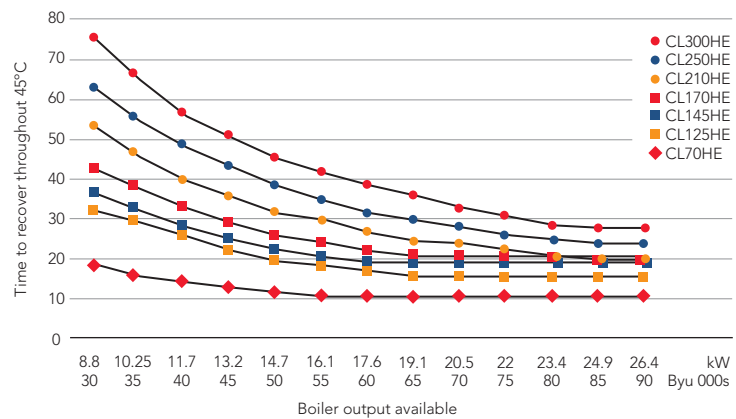
Nominal capacity	Model CL (indirect)	Model D (direct 3kW)	Model DD (direct 6kW)	Model DDD (direct 9kW)	Model DD & DDD	Heat loss in 24 hours
(litres)	Recovery (mins)	Heat up (mins)	Heat up (mins)	Heat up (mins)	Boost heat top element (mins)	(kWh)
70	10	87	-	-	-	1.10
125	15	137	69	-	66	1.49
145	17	153	77	-	72	1.65
170	15.5	181	91	-	79	1.77
210	19	199	100	67	85	1.97
250	23	238	119	79	92	2.09
300	27	287	144	96	97	2.25

CL are indirect models with one electrical element. CL210HE, CL250HE and CL300HE have additional boost upper element boss blanked off, additional immersion heater available.

## Megafllo HE cold water combination valve Flow in v Flow out for various static inlet pressures



## Recovery times for CL models with various boilers outputs (based on 70% recovery)



# Applications and installation

## Which unit to choose

Application	Indirect	Direct
Bedsit	CL70HE	D70HE
1 bed 1 bath & shower	CL125HE	DD125HE / DD145HE
2 bed 1 bath & shower	CL125HE	DD145HE / DD170HE
3 bed 1 bath & shower	CL145HE	DD210HE
4 bed 1 bath & shower	CL170HE	DD210HE
4/5 bed 2 bath & shower	CL210HE	DD250HE
4/5 bed 3 bath & shower	CL250HE	DD300HE
Light commercial uses	CL250HE	DDD250 / DDD300HE
Other commercial uses	CL300HE	DDD250 / DDD300HE

Figures are for guidance only and are based on BS 6700 recommendations.

D = One element

DD = Two elements

DDD\* = Three elements

CL = Indirect with one element supplied

Note: Heatrae Sadia's Specification Advice Team should be contacted to discuss requirements and designs for specific sites.

## High usage applications

When it comes to meeting the needs of demanding applications, e.g. rugby club shower rooms, two or more Megaflo HE units can be installed in parallel. Detailed specifications and designs, including comprehensive plumbing information, are available by contacting our Specification Advice Team on tel: 01603 420220, by fax: 01603 420229, or by email: [specifier@heatraesadia.com](mailto:specifier@heatraesadia.com)

## Example parallel installations

Application	Indirect	Direct
Nursing home (27 beds)		3x DDD250HE
Student accommodation (18 showers)	2x CL300HE	
Sports club (13 showers)	6x CL210HE (2x 3)	
Rugby club (max. 80 showers per hour)		6x DDD300HE (2x 3)
House (5 bed & 5 bath)	2x CL250HE	
Bar with food servery (300 persons)	3x CL300HE	
Hotel (8 bed & 6 bath)	2x CL300HE	
Guest house (4 bath & 3 shower)	3x CL145HE	



Illustration showing two Megaflo HE units in parallel for high usage applications. Photograph for illustrative purposes only – bespoke pipework required for specific applications.

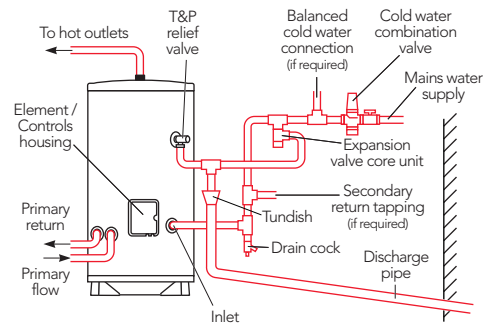
## Installer friendly design

Megaflo HE has been designed to facilitate a trouble-free installation.

Compact and rounded in design, with all connections accessible at the front of the unit. Megaflo HE's lightweight construction means it's easy to handle and convenient to site almost anywhere in the home.

- Integral cylinder wiring centre for controls.
- Strong feet for additional stability.
- Wiring centre for indirect controls supplied loose with every indirect Megaflo HE (factory fitted to SystemFit models).
- All plumbing connections are colour coded and accessible at the front of the cylinder.
- Lightweight construction.
- Drain valve supplied loose with every Megaflo HE (factory fitted to SystemFit models).
- Megaflo HE base moulding with integral hand grips.
- Detachable lifting handle.

## Typical installation of a Megaflo HE indirect cylinder



## Installer training

Approved courses are available nationwide for operative training. For further details of such courses, call 0845 600 7402.

\* DDD cylinders are supplied with three elements and a blanking plug which can be fitted as required to 4 bosses, one at the boost position and three near the base of the unit. This gives a choice of heating options dependent on application. CL210HE, CL250HE and CL300HE have boost upper element boss blanked off.

# Key components

## Megaflo HE

### Construction

- 1 Internal air gap to accommodate expanded water.
- 2 Patented floating baffle maintains the air gap.
- 3 22mm compression / 3/4" BSP hot water outlet.
- 4 Cylinder manufactured from top grade Duplex stainless steel – specially selected for its high strength and resistance to stress and crevice corrosion.
- 5 22mm compression / 3/4" BSP cold water inlet.
- 6 Integral feet.
- 7 22mm compression / 3/4" BSP primary flow.
- 8 22mm compression / 3/4" BSP primary return.
- 9 Primary heating coil for use with indirect systems (CL models only).
- 10 Patented cold water diffuser.
- 11 White plastic-coated corrosion proofed outer case with grey moulded top and bottom covers and electrical housings for neat and attractive finish.

- 12 Grommets on indirect pipework for professional finish.

### High performance

- 13 Totally insulated with 100% CFC-free (ODP zero) polyurethane to minimise heat loss (50mm thick).
- 14 Long-life 3kW Superloy 825 immersion heater.

### Safety controls

- 15 1/2" temperature and pressure relief valve with innovative insulation casing, operating at 90°C / 10 bar.
- 16 Indirect thermal controls (CL models).
- 17 Drain valve.
- 18 Wiring centre for indirect controls (indirect Megaflo HE only).



## Megaflo HE SystemFit

In addition to the components listed above for Megaflo HE, our SystemFit models also include the following features.

### Separate Central Heating & Hot Water Configuration

- 19 Motorised valve to radiator circuit – 22mm on 125 and 145 litre models. 28mm on other models.
- 20 22mm motorised valve to Megaflo HE coil heat exchanger.
- 21 Wiring centre.
- 22 Programmable thermostat and room sensor with timed Domestic Hot Water (DHW) Control.
- 23 Hot water temperature thermostat.

### High performance configuration

- 24 Automatic bypass valve.
- 25 3 speed circulator pump with quality isolating valves.
- 26 Balancing valve.
- 27 22mm cold water combination valve (supplied loose).
- 28 Combined expansion valve / check valve housing.
- 29 22mm or 3/4" BSP hot outlet to taps.
- 30 22mm primary flow to Megaflo HE coil heat exchanger.
- 31 22mm primary return from Megaflo HE coil heat exchanger.
- 32 Drain cocks.


- 33 Immersion heater with integral thermostat and thermal cut-out.

### Safety controls

- 34 Temperature and pressure relief valve (with innovative insulation casing supplied loose) operating at 90°C / 10 bar.
- 35 Tundish.
- 36 High limit hot water thermal cut-out.

### Connections

- 37 Primary flow connection from boiler – 22mm on 125 and 145 litre models. 28mm on other models.
- 38 Discharge pipe connection 22mm.
- 39 Cold water inlet connection 22mm.
- 40 Primary flow to radiators (CH circuit).
- 41 28mm connection for 2nd CH zone (supplied capped) 170 litre and above only.
- 42 15mm connection for secondary return (supplied capped).
- 43 Auto air vent.
- 44 Primary system pressure gauge.
- 45 Primary system filling loop.
- 46 Primary system expansion vessel.
- 47 Primary circuit return connection.



# Full specifications

## Cylinder Specification

### Capacities

70, 125, 145, 170, 210, 250 and 300 litre.

### Rating

Megafluo HE – Immersion heater/s 3kW @ 240V.

Up to four can be fitted dependent on model.

Megafluo HE SystemFit – Immersion heater/s 3kW @ 240V.

### Outer casing

White plastic coated corrosion proofed steel.

### Thermal insulation

CFC/HCFC-free (ODP zero) flame-retardant expanded polyurethane (50mm thick). GWP 3.1 (Global Warming Potential).

### Water container

Duplex stainless steel with internal air-gap system.

### Pressure testing

To 15 bar.

### Heat unit

Long-life Superloy 825 alloy sheathed element(s), incorporated into an easily removable heater plate, should replacement be necessary. Rated 3kW @ 240V.

### Primary coil

22mm diameter stainless steel.

### Thermostat – Megafluo HE

Direct models: Element thermostat adjustable from 10°C to 70°C.

Indirect models: Factory-fitted cylinder thermostat adjustable to 70°C.

### Thermostat – Megafluo SystemFit

Element thermostat adjustable from 10°C to 70°C.

Factory-fitted cylinder thermostat adjustable to 70°C.

### Factory fitted safety features

Direct models: Manually resettable cut-out on heating element operates at 85°C. Indirect models: High limit thermal cut-out operates at 85°C. Wired in series with two-port motorised valve (supplied) to provide primary over temperature protection.

All models: Temperature and pressure relief valve, factory set to operate at 10 bar and 90°C (insulation casing supplied loose). Wiring centre for indirect controls (supplied loose).

### Anode

Not required.

### Approvals

WRAS listed, BBA and CE marked. Manufactured in the UK in a BS EN ISO 9001:2008 registered factory.

## SystemFit Component Specification

### Danfoss TP9000 Programmable Room

#### Thermostat with Domestic

#### Hot Water (DHW) Control

#### Built in hot water time control

#### Remote room temperature sensor

#### Chrono-proportional control on/off

#### Frost protection setting

#### Easy to use overrides

#### Up to 6 time/temperature changes per day

#### 7 day, 5/2 or 24 hour operation

#### Wallplate construction

#### Room temperature control range

5°C to 30°C.

#### Holiday mode

#### Programmer dimensions

Width 135mm, Height 88mm, Depth 32mm.

#### Sensor dimensions

Width 61mm, Height 45mm, Depth 22mm.

Designed to meet BS EN60730-2-7 and EN60730-2-9.

#### Maximum ambient temperature

45°C.

#### Timing accuracy

±1 minute.

#### Switch rating

230Vac, 50/60Hz, 3(1)A.

### Switching action

2x SPDT, type 1BS.

### Power supply

230Vac, 50Hz. Memory back up retained for life of product.

### Honeywell two-port valve:

For the central heating and domestic hot water.

### Model no

V4043H.

### Voltage rating

230V ac 50Hz.

### Power consumption

6W.

### Primary water temperature range

5°C to 88°C.

### Max ambient temperature

50°C.

### Automatic bypass valve:

#### Model no

RWC Diff 391 901.

#### Working pressure

10 bar.

#### Setting range

0.1 to 0.5 bar differential pressure.

#### Maximum primary water temperature

120°C.

#### Pump:

##### Model no

Grundfos UPS15-60.

##### Working pressure

10 bar max.

##### Voltage rating

230V ac 50Hz.

##### Starting capacitor

2µF.

##### Power consumption

Speed setting I 40W, speed setting II 65W, speed setting III 95W.

##### Enclosure protection

IP42.

## Installation

Must be installed by a competent installer in accordance with Local Regulations. England and Wales – Building Regulations G3. Scotland – Technical Standards P3. N. Ireland – Building Regulations P5.

### Fixing

Floor mounting.

### Plumbing

Inlet / outlet: 3/4" BSP male parallel and 22mm compression fittings supplied. Indirect coil: 1/4" BSP male parallel and 22mm compression fittings supplied. 1/2" temperature and pressure relief valve: 15mm compression outlet supplied.

### Cold water control

22mm HiFlo cold water valve assembly comprising 3 bar pressure reducer, 1/4 turn isolating ball valve, line strainer, non-return valve and expansion valve (8 bar).

### Cold water control valve

(3 bar) is supplied for use with mains pressure of 16 bar to 1.5 bar, at the lower pressure, performance will be reduced accordingly. Normal working pressure is 3 bar.

### Expansion core unit – Megafluo SystemFit

Comprising 8 bar expansion valve and check valve factory fitted.

### Water expansion

Via air gap built into the top of the cylinder.

The patented floating baffle maintains the air gap.

SystemFit NOTE: A separate expansion vessel will be required for sealed primary systems.

### Flow rates

Up to 72 litres per minute (depending on adequate supply conditions).

### Minimum water supply requirements

20 litres per minute flow and 1.5 bar pressure.

(At lesser values, the unit will operate but outlet flow rates may be unacceptable, especially with multiple draw-offs). Please contact our Specification Advice Team to discuss specific site conditions if the above minimum requirement cannot be met.

### Secondary circulation – Megafluo HE

Via 22 x 15 x 22mm swept tee (not supplied, available as accessory 95:970:509). Fitted to inlet pipework (circulating pump not supplied). Secondary circulation is not recommended for direct electric units being used on off-peak electricity tariffs.

### Secondary circulation – Megafluo SystemFit

Via 15mm tee piece on inlet pipe (supplied capped). A WRAS listed bronze circulating pump (not supplied) will be required.

### Compatible boilers

Gas, electric or oil fired – sealed system or open vent type, fitted with integral control thermostat and thermal cut-out.

### Tundish – Megafluo HE

15mm inlet and 22mm compression outlet.

### Tundish – Megafluo SystemFit

15mm inlet and 22mm compression outlet factory fitted.

### Electrical

Connection is direct to terminals in the immersion heater which must be permanently connected to the supply through a double-pole linked isolating switch with a minimum breaking capacity of 13A. On indirect models, controls should be wired to the boiler, programmer etc. in accordance with the control scheme being used. All electrical installations must conform to the latest IEE Wiring Regulations.

## Guarantee

**WARNING:** Should the factory fitted temperature and pressure relief valve be tampered with or removed your guarantee will be invalidated. Neither the Distributor nor Manufacturer shall be responsible for any consequential damage howsoever caused.

Heatrae Sadia guarantees the Megafluo against faulty manufacture or materials for a period of two years from the date of purchase including parts and labour. This two year guarantee is extended to five years for the cold water control valve and to lifetime\* for the stainless steel inner vessel in domestic properties and to 30 years for the stainless steel inner vessel in commercial buildings.

These guarantees are valid provided that:

- The Megafluo has been installed by a competent installer and as per the instructions contained in the installation manual and all relevant Codes of Practice and Regulations in force at the time of installation.
- Any disinfection has been carried out in accordance with BS 6700.
- The Megafluo has not been modified in any way other than by Heatrae Sadia Heating or Heatrae Sadia Heating approved engineers.
- The Megafluo has only been used for the storage of wholesome water (max. 250mg/l chloride).
- The Megafluo has not been subjected to frost, nor has it been tampered with or been subjected to misuse or neglect.
- No factory fitted parts have been removed for unauthorised repair or replacement.
- The Benchmark log book supplied has been completed.
- Regular maintenance has been carried out by a competent person in accordance with the requirements set out in the maintenance section of the installation manual and any replacement parts used should be authorised Heatrae Sadia Megafluo spare parts. Annual Services are available from heateam, the service division of Heatrae Sadia. Please contact heateam on Tel: 0844 8711 535 for further details.

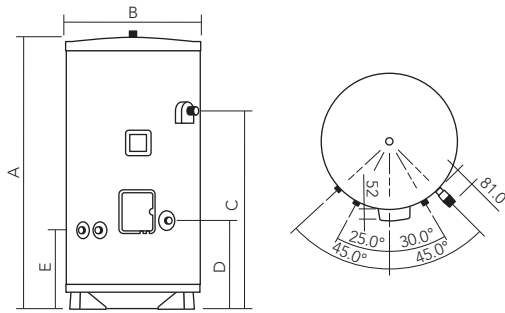
*Continued on page 15.*

\*Lifetime is defined as for as long as the original owner who purchased the Megafluo / New Home continues to own the property. If the owner sells the property, the new owner (and any future owners) will receive a 30 year warranty from the time the original owner purchased the Megafluo or new property with Megafluo installed.

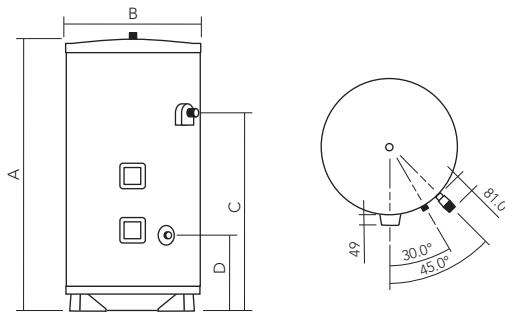
# Dimensions and ordering

## Megaflo HE dimensions

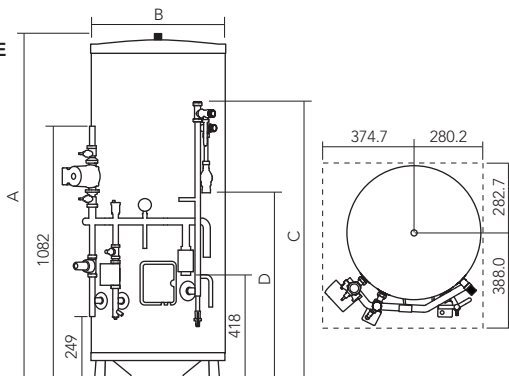
Megaflo HE Indirect



Megaflo HE Direct



Megaflo HE SystemFit



### Megaflo HE

Model	A	B	C	D	E
D70HE	784	552	494	308	-
CL70HE	784	552	494	354	315
DD125HE	1089	552	793	308	-
CL125HE	1089	552	793	354	315
DD145HE	1215	552	894	308	-
CL145HE	1215	552	894	354	315
DD170HE	1372	552	1019	308	-
CL170HE	1372	552	1019	354	315
DD210HE & DDD210HE	1473	552	1095	308	-
CL210HE	1473	552	1095	354	315
DD250HE & DDD250HE	1725	552	1322	308	-
CL250HE	1725	552	1322	354	315
DD300 & DDD300HE	2040	552	1573	308	-
CL300HE	2040	552	1573	354	315

### Megaflo HE SystemFit

Model	A	B	C	D
CL125S	1115	552	896	542
CL145S	1241	552	997	643
CL170S28	1398	552	1122	768
CL210S28	1499	552	1198	844
CL250S28	1751	552	1425	1071
CL300S28	2065	552	1676	1322

## Megaflo HE ordering guide

Model	Nominal capacity (litre)	Element rating @240V (kW)	Coil rating (kW)	Weight (kg)		Product code
				empty	full	
D70HE	70	1x 3	-	23	123	95:050:360
CL70HE	70	1x 3	15.4	25	125	95:050:361
DD125HE	125	2x 3	-	25	174	95:050:362
CL125HE	125	1x 3	18.3	27	176	95:050:363
DD145HE	145	2x 3	-	31	200	95:050:364
CL145HE	145	1x 3	18.7	35	204	95:050:365
DD170HE	170	2x 3	-	34	228	95:050:366
CL170HE	170	1x 3	24.3	39	233	95:050:367
DD210HE	210	2x 3	-	38	248	95:050:368
DDD210HE	210	3x 3	-	39	249	95:050:380
CL210HE	210	1x 3	24.3	43	253	95:050:369
DD250HE	250	2x 3	-	45	295	95:050:370
DDD250HE	250	3x 3	-	46	296	95:050:371
CL250HE	250	1x 3	23.9	50	300	95:050:372
DD300HE	300	2x 3	-	55	355	95:050:373
DDD300HE	300	3x 3	-	56	356	95:050:374
CL300HE	300	1x 3	24.5	60	360	95:050:375

## Megaflo HE accessory ordering guide

	Product code
Megaflo HE immersion heater with thermostat – upper 'straight'	95:970:510
Swept tee (22x15x22)	95:970:509

## Megaflo HE SystemFit ordering guide

Model	Nominal capacity (litre)	Element rating @240V (kW)	Coil rating (kW)	Product code
CL125S	125	1x 3	18.3	95:050:382
CL145S	145	1x 3	18.7	95:050:384
CL170S28	170	1x 3	24.3	95:050:393
CL210S28	210	1x 3	24.3	95:050:394
CL250S28	250	1x 3	23.9	95:050:395
CL300S28	300	1x 3	24.5	95:050:396

Optional boost element available for CL210 to CL300 units.  
For an extra element, order code number 95:970:510

## Guarantee *continued*

- Within 60 days of purchase the owner completes and returns the certificate supplied to register the product. Evidence of purchase and date of supply must be submitted upon making a claim.

This guarantee is not valid for installations outside the United Kingdom.

For installations outside of the United Kingdom, please contact either the Heatrae Sadia Heating Export Department on Tel: +44 1603 420191 or Baxi International on Tel: +44 1926 478323 for further details of the guarantee terms and conditions applicable. This guarantee does not affect your statutory rights.

Evidence of purchase and date of supply must be submitted. The unit is not guaranteed against damage due to frost. This guarantee does not affect your statutory rights.

The Megaflo HE SystemFit components, immersion heater and thermal controls are guaranteed for a period of two years from the date of purchase. Five years for cold water control valve and SystemFit primary expansion vessel.



# Contact

## Specification

T: 01603 420220 F: 01603 420229

E: [specifier@heatraesadia.com](mailto:specifier@heatraesadia.com)

## After Sales Service

T: 0844 871 1535 F: 0844 871 1528

E: [heatraesadiaservice@heateam.co.uk](mailto:heatraesadiaservice@heateam.co.uk)

Web [www.heatraesadia.com](http://www.heatraesadia.com)

## National service network

Heatrae Sadia products are inherently reliable and are designed to meet the demanding needs of all users.

A nationwide network of experienced engineers is available to provide fast and efficient on-site service support.

In addition, spare parts for the complete range of products are readily available through a wide variety of stockists.

Heatrae Sadia Heating Hurricane Way Norwich Norfolk NR6 6EA

Heatrae Sadia Heating may introduce modifications to their products from time to time. Consequently, the details given in this brochure are subject to alteration without notice.

95 900 807 Issue HE15 © Heatrae Sadia Heating. 2010

A division of BAXI GROUP

Brochures for all of our products are available free of charge. Please call our literature hotline on 01603 420127.

### Domestic Heating and Hot Water

- Aerheat
- Electric Solar
- Electromax Solar
- Megaflo HE
- Megalife HE
- Showers
- Amptec
- Electromax
- Immersion Heaters
- Megaflo Solar
- Multipoint Instantaneous

### Commercial Hot Water

- B3M / C3M
- FBM
- Handy Dri / Hair Drier
- Multipoint
- UTC 99
- Express
- Handy
- Hotflo
- Streamline

### Drinking Water

- SuperChill
- Supreme

### Baxi boilers

Contact 0844 871 1525 for literature and further information.



This product is printed on 50% post consumer recycled paper. That is paper that has been previously used eg. newspapers and magazines. This product is printed using vegetable based inks which are non toxic. Please recycle this product once you have finished with it.