

FAN
CONVECTORS

FAN
CONVECTORS



iVECTOR TYPE BC

iVECTOR MKII

New and improved, the latest generation of iVECTOR is even more quiet, even more efficient and even more intelligent than ever before. With a new extended range, there are even more options available when selecting your iVECTOR.

iVECTOR MKII maintains all the benefits of the previous model with the same great looks and high performance but now comes with an improved motor, an improved fan and improved software, making it the most intelligent fan convactor we have ever made. This underlies MYSON's commitment to continuously innovate and improve our products.

The iVECTOR is a popular choice within the commercial sector, having been installed in a variety of locations, such as schools, universities, care homes and retail facilities.



iVECTOR TYPE BC



iVECTOR TYPE BC

SELECT COMPACT

BOTH OF THESE PRODUCTS GIVE THE SAME OUTPUT



High outputs
The iVECTOR has a large surface area heat exchanger. This feature, combined with forced convection from its in-built fan, produces high heat outputs.



Rapid heat
The iVECTOR has a lower water content resulting in faster heat up times.



Silent
The iVECTOR now comes with an aluminium fan which reduces sound levels making it operate virtually silently.



More efficient
The upgraded motor makes the new iVECTOR up to 89% more efficient than the previous version. This high efficiency results in lower power consumption, saving money and energy.

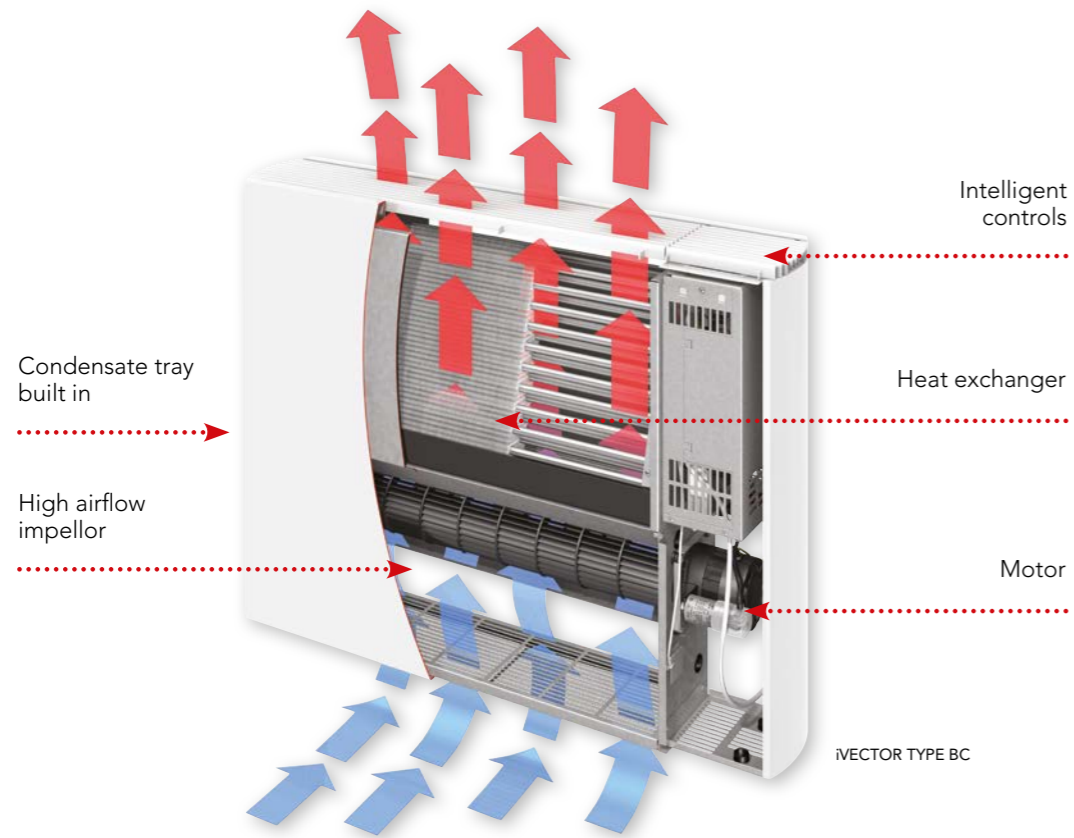


Cooling
When connected to a chilled water supply it can rapidly cool spaces as well.



More choice
As well as the standard Type BC there are now even more models available with a no controls version (Type BN) as well as a floor version (Type FC/FN), by special order.

iVECTOR MKII HOW IT WORKS



CONTROLS


Intelligent and easy to use controls

- Intelligent, flexible controls that can be set to easy or full mode
- Easy mode allows basic function such as comfort mode and manual fan speed selection
- Full mode allows more advanced functions
- 24/7 programmer with 1 hour time intervals
- Night set-back function
- Holiday function
- Lockable LCD backlit display
- 20 fan speeds in comfort mode for seamless fan switching
- Option to adjust water set points (default, heating = 32°C, cooling = 15°C)













iVECTOR TYPE BC

iVECTOR MKII COMPLETE RANGE



iVECTOR MKII

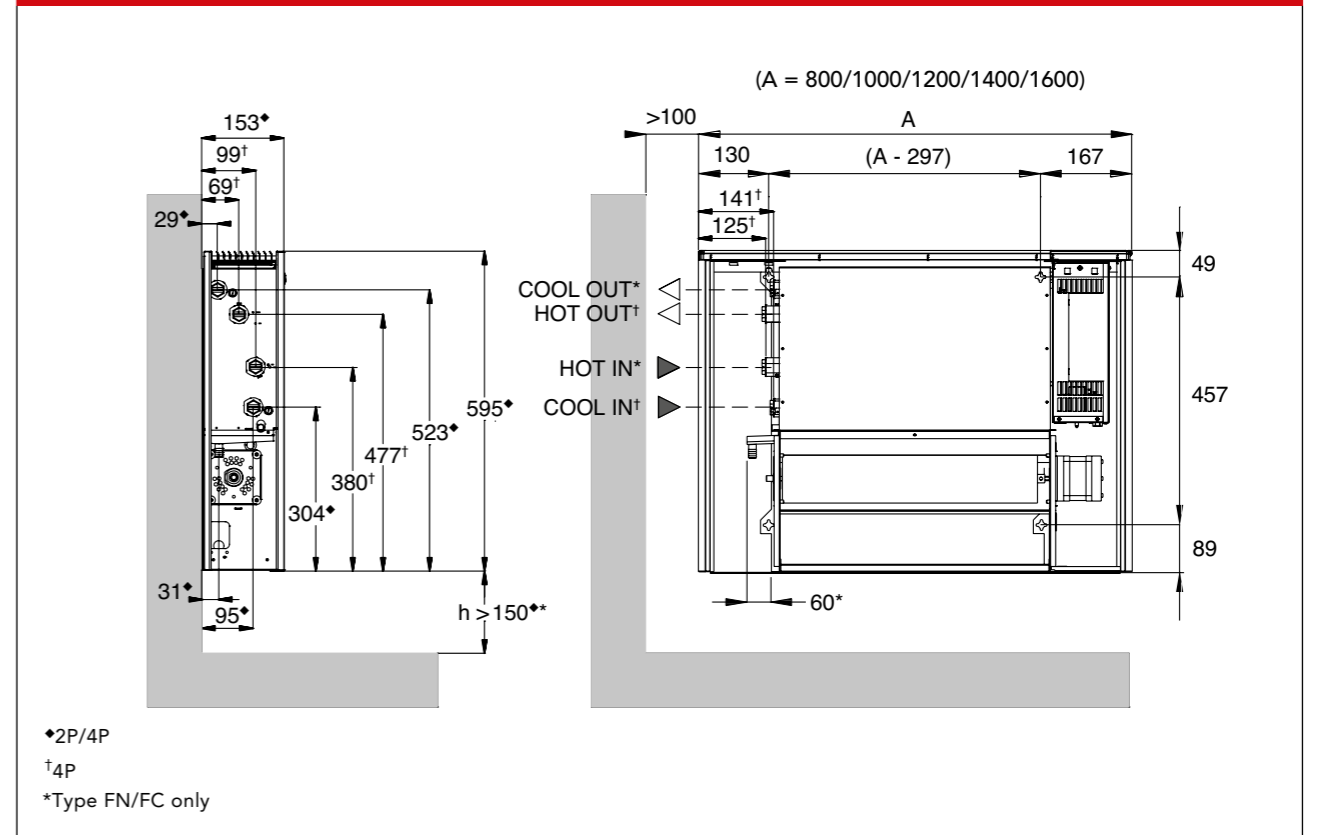
GENERAL SPECIFICATION & TECHNICAL INFORMATION

-  **CERTIFICATION**
Carries the CE mark and conforms to the Low Voltage Directive 2014/35/EU and the EMC Directive 2014/30/EU. Outputs are tested to BS 4856 Part 1 for heating and part 2 for cooling. Sound levels are tested to EN 23741.
 -  **AIR VENTS**
Integrated.
 -  **GUARANTEE**
2 year guarantee from date of purchase against manufacturing defects.
 -  **OPERATING PRESSURES**
Tested to a pressure of 20 bar.
Working pressure of up to 10 bar.
 -  **COLOUR**
Finished in white (RAL 9016) powder coating.
 -  **OPERATING TEMPERATURE**
Maximum 85°C.
 -  **SYSTEM**
Closed circulation, 2 pipe pump assisted central heating systems.
 -  **ELECTRICAL SUPPLY**
220-240V - 50Hz fused at 3A.
 -  **CONNECTIONS**
2 x 3/4" internal thread connections on 2 pipe versions.
4 x 3/4" internal thread connections on special 4 pipe versions.
 -  **DELIVERY**
Stocked items (Type BC - 2 pipe): 2 - 5 working days.
Non-stocked items (Type BC - 4 pipe and Types BN, FC, FN - 2 & 4 pipe): 2 - 4 weeks.
- For more general information, please see page 242.

		Fan Speed	Model				
			iV60v080	iV60v100	iV60v120	iV60v140	iV60v160
Dimensions	Nominal Height (mm)	-	600	600	600	600	600
	Nominal Depth (mm)	-	153	153	153	153	153
	Nominal Length (mm)	-	800	1000	1200	1400	1600
Sound Levels*	Sound Pressure (dBA) (at 2.5m)	Min	20.9	22.5	20.9	21.1	21.9
		Max	39.9	42.0	41.2	44.9	43.3
Motor Power (W)		Min	3.5	3.6	3.8	4.5	4.6
		Max	13	18.5	23	30	35
Weight & Water Content†	2 Pipe Water Content (l)	-	0.66	0.92	1.19	1.45	1.72
	4 Pipe Water Content (l)	-	0.33	0.46	0.6	0.73	0.86
	2 Pipe Unpacked Weight (kg)	-	22.8	27.7	32.5	37.5	42.6
	4 Pipe Unpacked Weight (kg)	-	24.8	30.1	35.3	40.7	46.2
Air Flow Rates	Heating Air Flow (m³/h)	Min	90	135	180	225	270
		Max	247	370	493	616	740
	Cooling Air Flow (m³/h)	Min	65	98	130	163	195
		Max	202	302	403	504	605
Flow Rates/ Pressure Losses	Pressure Drop (kPa) (2 Pipe Heating/Cooling & 4 Pipe Cooling)	Flow (l/h)	Model				
			iV60v080	iV60v100	iV60v120	iV60v140	iV60v160
		330	6.1	8.5	11.1	12.2	14.2
		500	13	17.8	22.9	24.9	28.7
		750	27.5	36.5	46.2	49.8	57.1
	Pressure Drop (kPa) (4 Pipe Heating)	Flow (l/h)	Model				
		iV60v080	iV60v100	iV60v120	iV60v140	iV60v160	
	330	12.2	17	22.2	24.4	28.4	
	500	26	35.6	45.8	49.8	57.4	

* Sound levels tested in accordance with ISO 3741. Sound performance figures shown are at fan speeds via controls unit and may differ with external controller.
† 2 pipe water content = 2 pipe heating/cooling or 4 pipe cooling and 4 pipe water content = 4 pipe heating.

MOUNTING POSITIONS & DIMENSIONS



CONNECTIONS

